
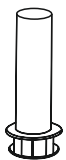


Toronto 3 seater assembling instruction



4 x



2 x

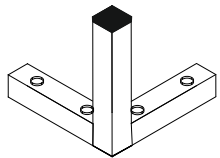
27Ø



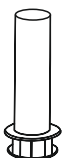
Felt

6 x

4 x



4 x



2 x

27Ø



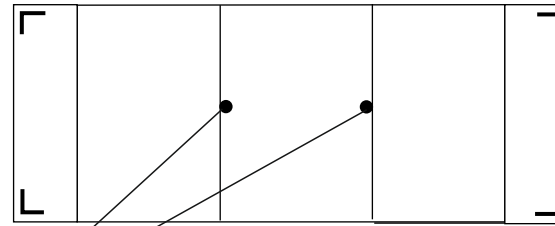
Felt

6 x

16 x

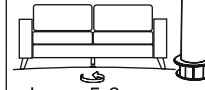


M4x40



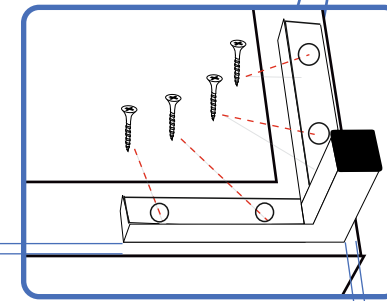
Important!

screw it 5-6mm
above the
ground



leave 5-6mm

Connect plastic
support legs to the
pre drilled holes.



10mm

10mm

Assemble each leg with 4 screws.

or

